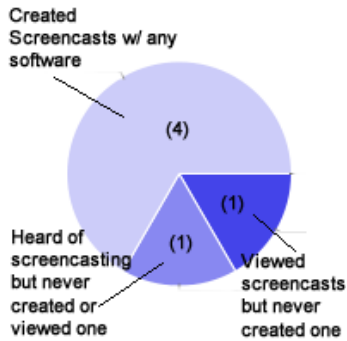
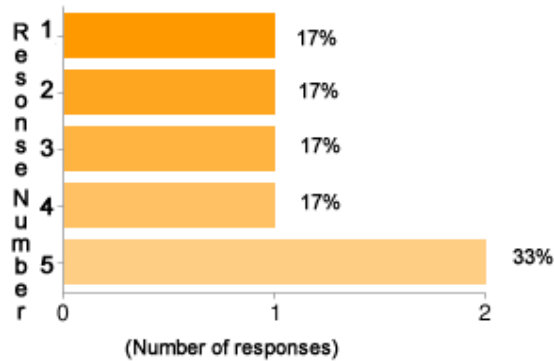


# STARS Camtasia Studio Tutorial Evaluation Survey Results:

## Familiarity with screencasting before the tutorial:

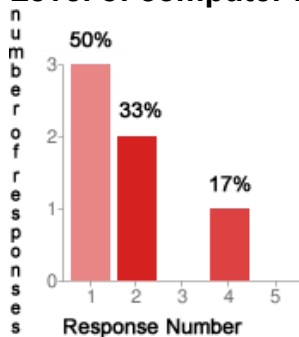


## Familiarity with Camtasia Studio before the tutorial:



1. Had never heard of Camtasia Studio before agreeing to participate in this tutorial.
2. Had heard of Camtasia Studio, but wasn't aware of its purpose.
3. Had heard of Camtasia Studio and was aware of its purpose, but had never used it before.
4. Had used Camtasia Studio before this tutorial, but wanted to learn more about its features.
5. Have used Camtasia Studio several times before completing this tutorial.

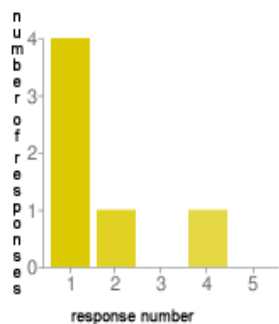
## Level of computer literacy and technical adeptness:



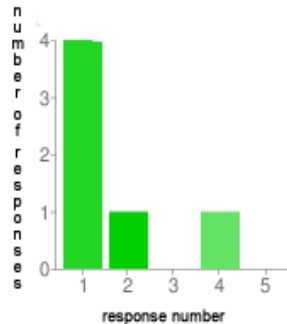
- 1- Very computer literate  
5- Not computer literate

## The graphs below represent the confidence level of participants to complete a screencast with Camtasia Studio after completing the tutorial.

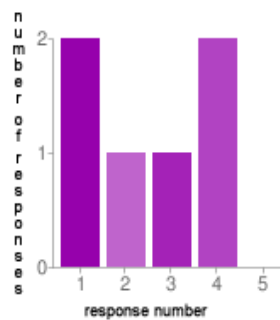
Planning a Screencast



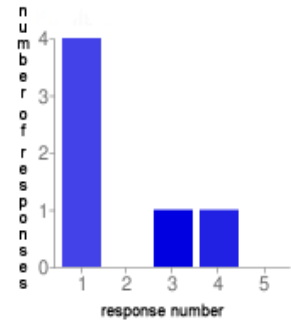
Capturing the Screen



Editing the Capture



Publishing the Screencast



- 1- Very confident they could complete the stage of development
- 5- NOT confident they could complete the stage of development

---

## Summary of text responses:

### Additional questions about Camtasia Studio not addressed in the tutorial:

- How do you set the timing to fade in and out?
- How do you add a title page/transition to the capture?

### What worked well:

- Separate videos for instruction and examples
- Website design pleasing to the eye and easy to follow
- Use of closed captions in videos
- Narrator's voice clear and professional
- Videos easy to follow

### Suggestions for improvement:

- Streamline content into one video
- Not clear about Mac vs. PC interface differences at the beginning of tutorial
- Should use the same version of Camtasia as target audience would most be most likely to use
- Videos sometimes stagnant without narration at some points

---

## Plans for revision:

We plan to clarify interface differences between Mac and PC versions of Camtasia and edit tutorial videos to address criticisms of our learners. We also plan to add more context to videos by adding some text to main tutorial pages of the site. Given the range of technical and computer skills of our participants, we are pleased with the results, and plan to continue to obtain more formative and summative evaluation as more USC College of Education has time to complete the tutorial.