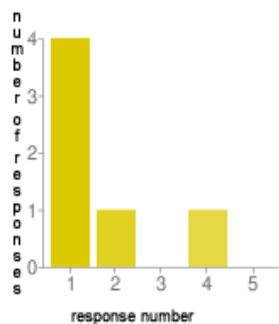
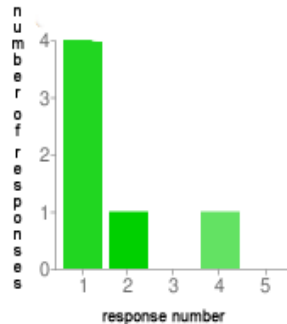


The graphs below represent the confidence level of participants to complete a screencast with Camtasia Studio after completing the tutorial.

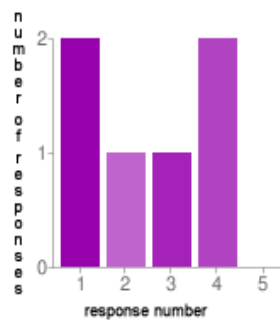
Planning a Screencast



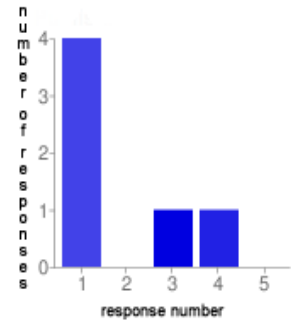
Capturing the Screen



Editing the Capture



Publishing the Screencast



- 1- Very confident they could complete the stage of development
- 5- NOT confident they could complete the stage of development

Summary of text responses:

Additional questions about Camtasia Studio not addressed in the tutorial:

- How do you set the timing to fade in and out?
- How do you add a title page/transition to the capture?

What worked well:

- Separate videos for instruction and examples
- Website design pleasing to the eye and easy to follow
- Use of closed captions in videos
- Narrator's voice clear and professional
- Videos easy to follow

Suggestions for improvement:

- Streamline content into one video
- Not clear about Mac vs. PC interface differences at the beginning of tutorial
- Should use the same version of Camtasia as target audience would most be most likely to use
- Videos sometimes stagnant without narration at some points

Plans for revision:

We plan to clarify interface differences between Mac and PC versions of Camtasia and edit tutorial videos to address criticisms of our learners. We also plan to add more context to videos by adding some text to main tutorial pages of the site. Given the range of technical and computer skills of our participants, we are pleased with the results, and plan to continue to obtain more formative and summative evaluation as more USC College of Education has time to complete the tutorial.